

R

SECTIONAL GARAGE DOORS

www.ryterna.eu

Model R40



Available in sizes

up to **3000 mm** wide
2500 mm high

Designed for renovation

R40 door requires minimal headroom and sideroom.

Simple installation

Factory pre-assembled tracks and springs makes R40 door installation fast and easy.

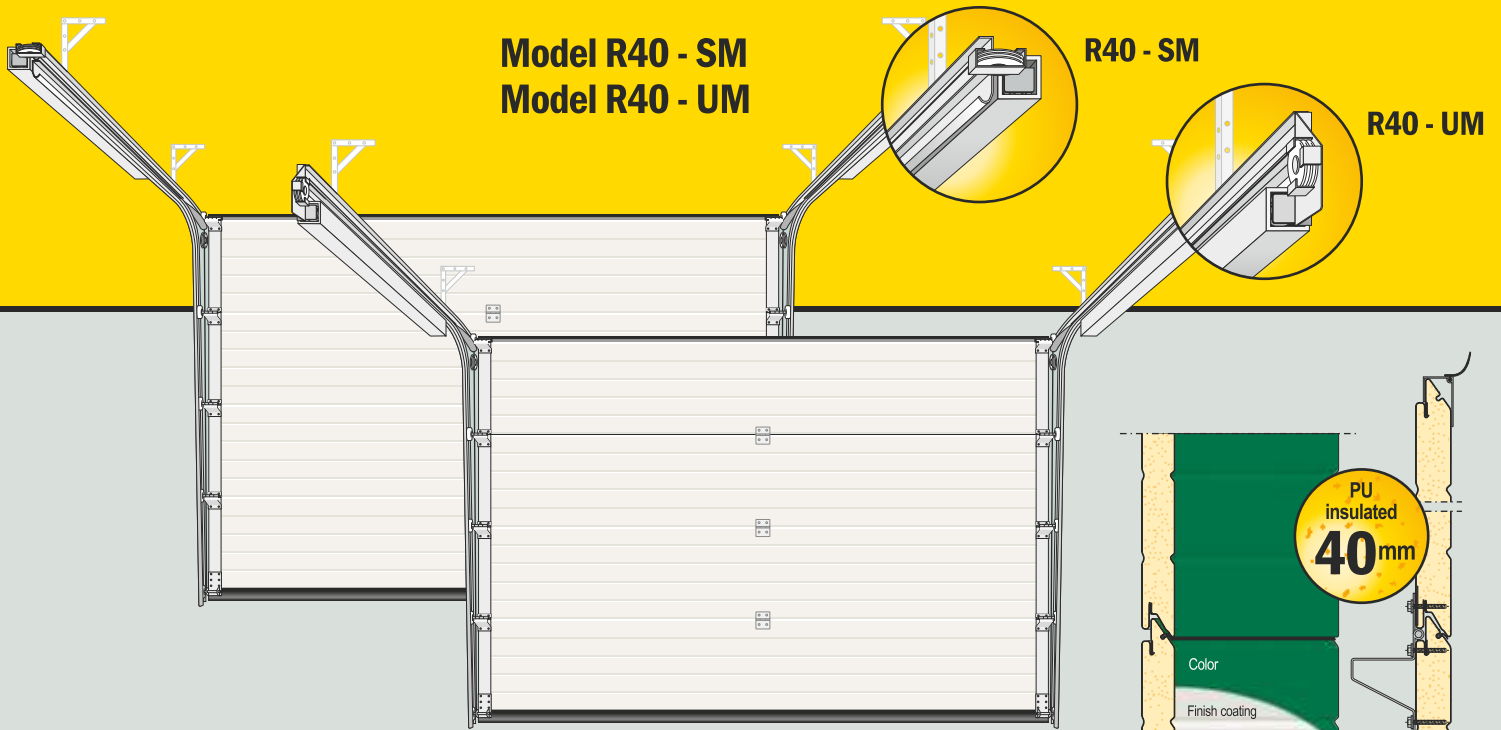
Low headroom solution

Using the lintel profile with weatherseal will gain additional headroom up to 120 mm.



RYTERNA

Easy Solution



Model R40 - SM
Model R40 - UM


R40 - SM

R40 - UM

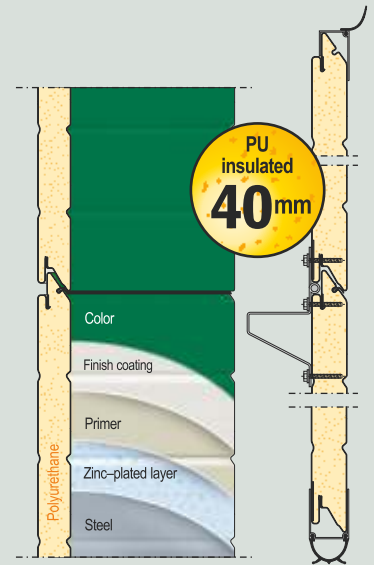
- Extension springs mounted on horizontal track sides (Type SM)
- Extension springs mounted under horizontal tracks (Type UM)
- R 40 door track and spring system fits in only 80 mm of sideroom and 80 mm of headroom (120 mm with operator).

i SM system requires 150 mm sideroom (400 mm away from the front wall).

Standard colour **9016**



Other colours similar to RAL palette

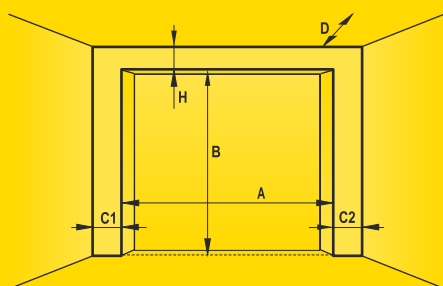
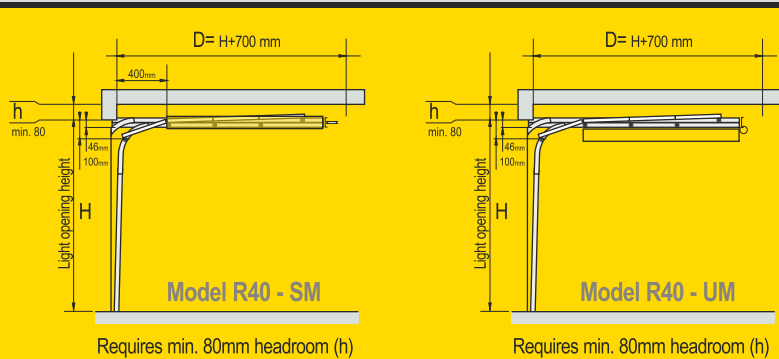
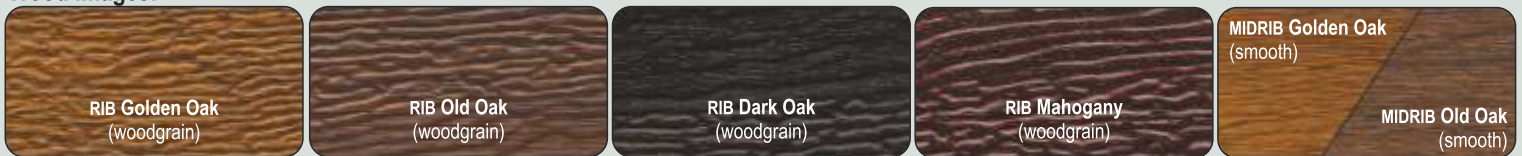


R40 doors are available in different designs.

Panel styles:

Flush (woodgrain or stucco)	Rib (woodgrain or stucco)	Midrib (woodgrain or smooth)	Microrib (smooth)	Macrorib (stucco)	Cassette (woodgrain)	Stucco	Woodgrain
---------------------------------------	-------------------------------------	--	-----------------------------	-----------------------------	--------------------------------	---------------	------------------

Wood images:



Ordering measures

- A) Light opening width
- B) Light opening height
- H) Headroom
- C1, C2) Sideroom
- D) Garage depth

Ryterna UAB
Vandžiolgos Str. 84
LT - 47480 KAUNAS, Lithuania
Phone: +370 37 490997
Fax: +370 37 490991
e-mail: export@ryterna.com
www.ryterna.eu

